

BLASTMAN B16S

ROBOT CONFIGURATION

		Range /m/°	Max. Speed	Type
Axis 1	Main frame horiz.	3 - 50 m	0,3 m/s	Lin.
Axis 2	Robot Arm Vert.	2 - 10m	0,3 m/s	Lin.
Axis 3	Arm rotation	180°	25,2°/s	Rot.
Axis 4	Shoulder	175°	21,5°/s	Rot.
Axis 5	Elbow	225°	19,9°/s	Rot.
Axis 6	Arm head	360°	180°/s	Rot.
Axis 7	Nozzle	270°	215 °/s	Rot.

OPERATION MODES

Manual (External contr. cabin)
Automatic
Parameter based automatic

TEACHING METHODS

Teach In (option with ext. cabin)
PTP
Offline (option)
Parameter based (option)

OPERATIONAL PARAM.

Nozzle diam. 6 - 19 mm
Nozzle diam. 1/4" - 3/4"
No. Of Nozzles 1 or 2
Air Pressure 4 - 11 bar
Air Pressure 50 - 150 PSI
Cleaning rate200 m²/h
Cleaning rate2150 ft²/h

TECHNICAL

Voltage 380-500V 50/60Hz
Contr. voltage 24 VDC
Sealing * IP65
Assembly Wall Mounted
Weight ** 4500 kg

*Applies to electrics in the blast room
** Depends on height

FEATURES

Control

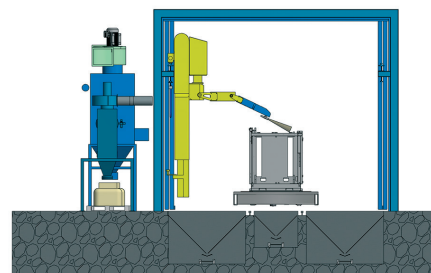
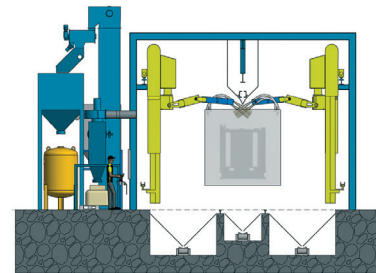
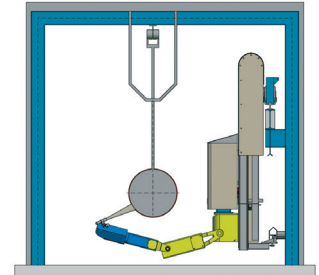
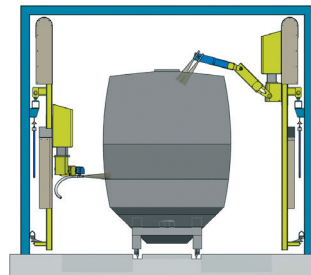

- Manipulator without robot features
- License for software updates
- Offline teaching
- VPN connection for remote diagnosis and SW updates
- Mobile monitoring
- Control of blast room machineries

Blast equipment

- Complete operational blast room
- Blast pot for robot
- Blast hoses
- Blast nozzles

Other

- Rails for the robot
- Transfer car for the workpiece
- Warranty extension
- Installation services



NOTE: We reserve right to make technical changes or modify the content of this document without prior notice. With regard to purchase orders, the agreed particulars shall prevail. Blastman does not accept any responsibility whatsoever for potential error or possible lack of information in this document.